

Kit 1116

MITSUBISHI L 200, 2-dr Single Cab, 98-05

MITSUBISHI L 200, 2-dr Extended Cab, 98-05


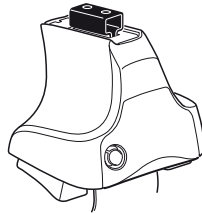
MITSUBISHI L 200, 4-dr Double Cab, 98-99

MITSUBISHI Triton, 2-dr Single Cab, 98-05

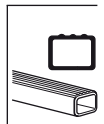
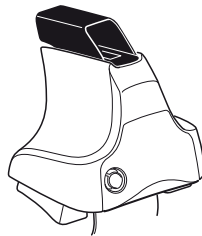
MITSUBISHI Triton, 2-dr Extended Cab, 98-05

MITSUBISHI Triton, 4-dr Double Cab, 98-99

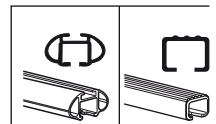
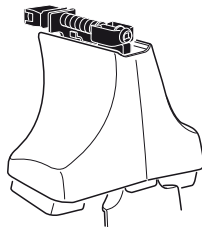
**480R
754**



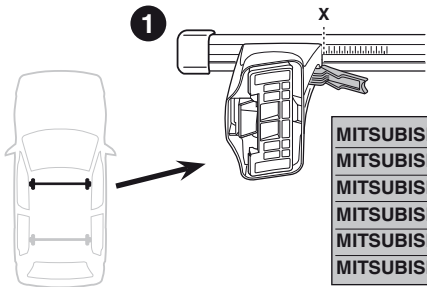
480



750



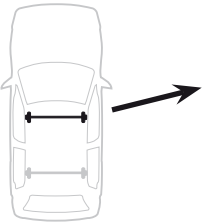
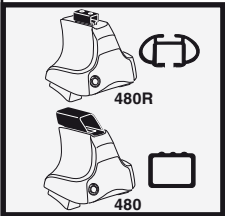




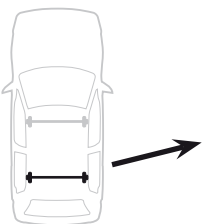
	X
MITSUBISHI L 200, 2-dr Single Cab, 98-05	36,5
MITSUBISHI L 200, 2-dr Extended Cab, 98-05	36,5
MITSUBISHI L 200, 4-dr Double Cab, 98-99	36,5
MITSUBISHI Triton, 2-dr Single Cab, 98-05	36,5
MITSUBISHI Triton, 2-dr Extended Cab, 98-05	36,5
MITSUBISHI Triton, 4-dr Double Cab, 98-99	36,5



	Y
MITSUBISHI L 200, 2-dr Single Cab, 98-05	-
MITSUBISHI L 200, 2-dr Extended Cab, 98-05	37
MITSUBISHI L 200, 4-dr Double Cab, 98-99	36,5
MITSUBISHI Triton, 2-dr Single Cab, 98-05	-
MITSUBISHI Triton, 2-dr Extended Cab, 98-05	37
MITSUBISHI Triton, 4-dr Double Cab, 98-99	36,5



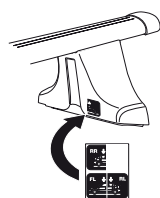
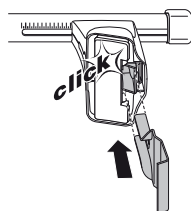
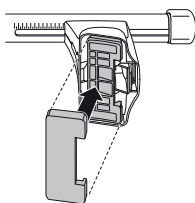
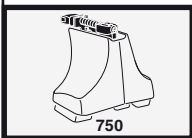
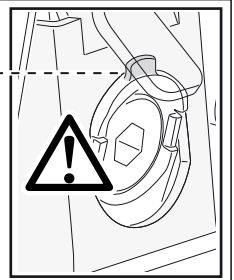
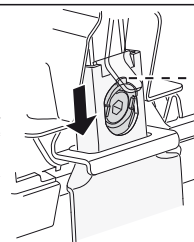
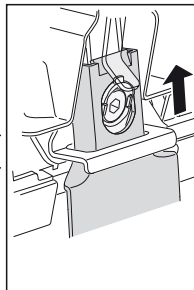
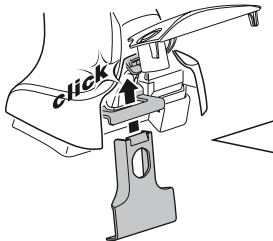
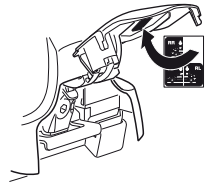
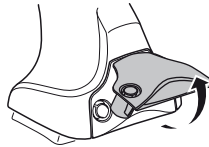
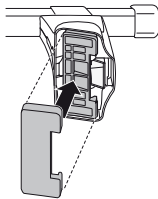
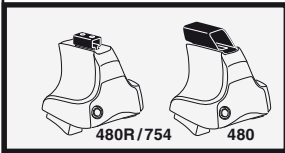
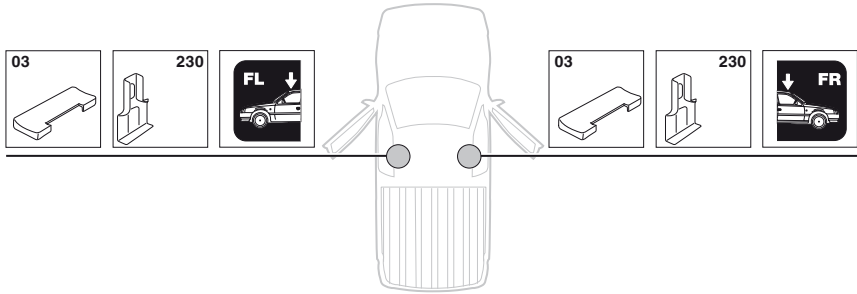
	X inch	X mm
MITSUBISHI L 200, 2-dr Single Cab, 98-05	40"	1016 mm
MITSUBISHI L 200, 2-dr Extended Cab, 98-05	40"	1016 mm
MITSUBISHI L 200, 4-dr Double Cab, 98-99	40"	1016 mm
MITSUBISHI Triton, 2-dr Single Cab, 98-05	40"	1016 mm
MITSUBISHI Triton, 2-dr Extended Cab, 98-05	40"	1016 mm
MITSUBISHI Triton, 4-dr Double Cab, 98-99	40"	1016 mm



	Y inch	Y mm
MITSUBISHI L 200, 2-dr Single Cab, 98-05	-	-
MITSUBISHI L 200, 2-dr Extended Cab, 98-05	40 1/4"	1021 mm
MITSUBISHI L 200, 4-dr Double Cab, 98-99	40"	1016 mm
MITSUBISHI Triton, 2-dr Single Cab, 98-05	-	-
MITSUBISHI Triton, 2-dr Extended Cab, 98-05	40 1/4"	1021 mm
MITSUBISHI Triton, 4-dr Double Cab, 98-99	40"	1016 mm

4

MITSUBISHI L 200, 2-dr Single Cab, 98-05
MITSUBISHI Triton, 2-dr Single Cab, 98-05



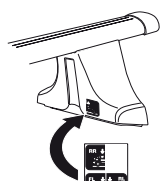
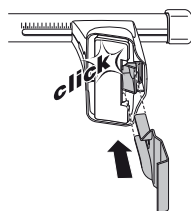
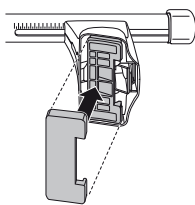
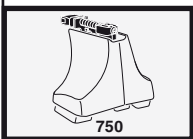
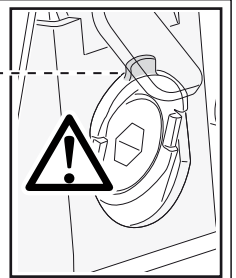
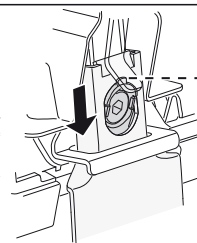
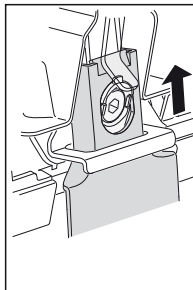
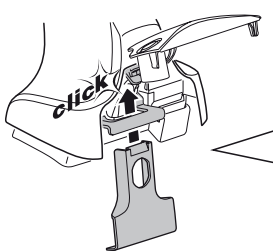
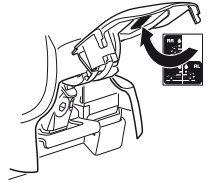
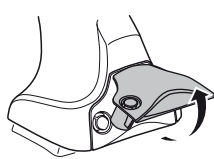
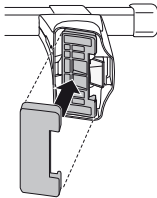
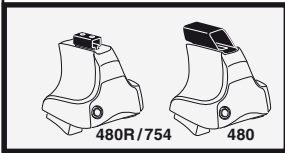
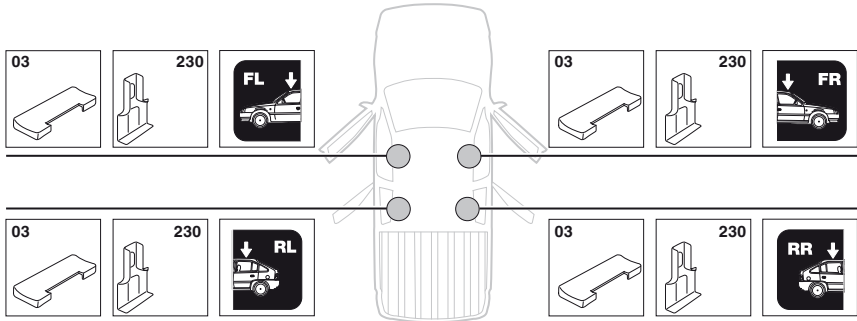
4

MITSUBISHI L 200, 2-dr Extended Cab, 98-05

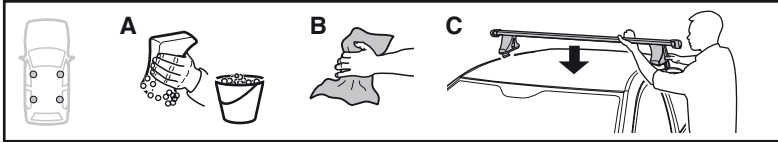
MITSUBISHI L 200, 4-dr Double Cab, 98-99

MITSUBISHI Triton, 2-dr Extended Cab, 98-05

MITSUBISHI Triton, 4-dr Double Cab, 98-99



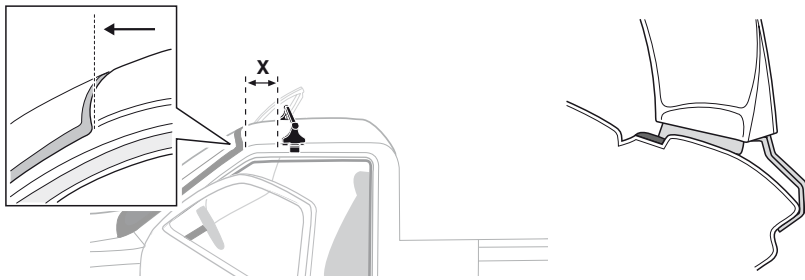
5



	X mm	Y mm	X inch	Y inch
MITSUBISHI L 200, 2-dr Single Cab, 98-05	280 mm	-	11"	-
MITSUBISHI L 200, 2-dr Extended Cab, 98-05	200 mm	700 mm	7 7/8"	27 1/2"
MITSUBISHI Triton, 2-dr Single Cab, 98-05	280 mm	-	11"	-
MITSUBISHI Triton, 2-dr Extended Cab, 98-05	200 mm	700 mm	7 7/8"	27 1/2"

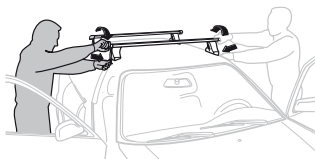
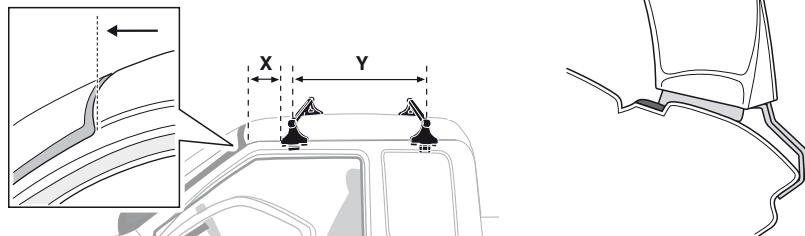
MITSUBISHI L 200, 2-dr Single Cab, 98-05

MITSUBISHI Triton, 2-dr Single Cab, 98-05



MITSUBISHI L 200, 2-dr Extended Cab, 98-05

MITSUBISHI Triton, 2-dr Extended Cab, 98-05



GB/US	Tighten alternately
D	Die Schrauben abwechselnd anziehen
F	Serrer alternativement chaque côté
NL	Afwisselend aan de linker- en de rechterkant aandraaien
I	Alternare il serraggio delle viti
E	Serrare alternativamente
PT	Aperte alternadamente
S	Dra åt växelvis
FIN	Kierrä vuorotellen
EST	Pinguldage vaheldumisi
LAT	Pielvelciēt pamišus
LIT	Užsukinėkite pakaitomis
PL	Śruby dokręcaj naprzemiennie
RU	Затягивайте попеременно

CZ	Pokręťta багаžníka dokręcaj dokręcaj naprzemiennie.
SK	Dotahujte striedavo
SLO	Privijajte izmenično.
HR	Naizmjenično zategnite
HU	Egy mástól függetlenül szorítandó
GR	Σφίγγετε εναλλάξ
TR	Dönüşümlü sıkın

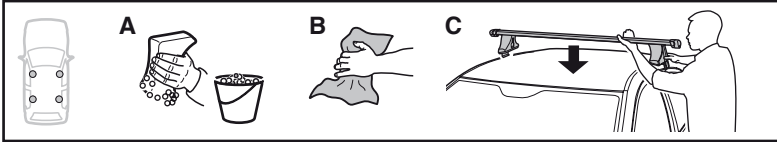
中文 交替拧紧

한국어 번갈아 가며 조이십시오.

日本語 交互に締め付けてください。

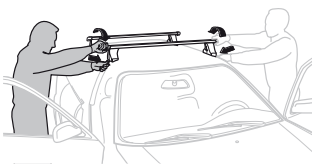
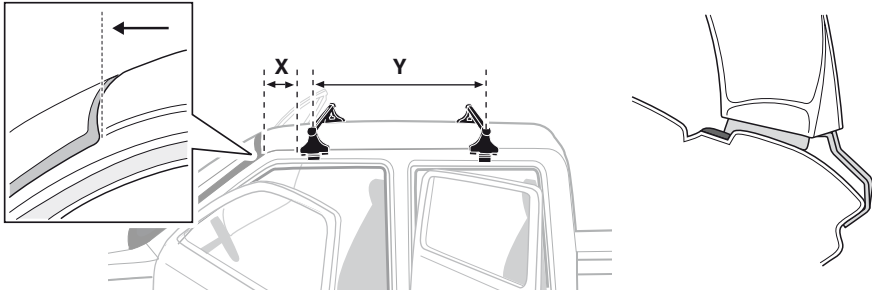
ไทย ขันในแบบสลับ

5



	X mm	Y mm	X inch	Y inch
MITSUBISHI L 200, 4-dr Double Cab, 98-99	280 mm	700 mm	11 "	27 1/2 "
MITSUBISHI Triton, 4-dr Double Cab, 98-99	280 mm	700 mm	11 "	27 1/2 "

MITSUBISHI L 200, 4-dr Double Cab, 98-99
MITSUBISHI Triton, 4-dr Double Cab, 98-99



- GB/US** Tighten alternately
D Die Schrauben abwechselnd anziehen
F Serrer alternativement chaque côté
NL Afwisselend aan de linker- en de rechterkant aandraaien
I Alternare il serraggio delle viti
E Serrare alternativamente
PT Aperte alternadamente
S Dra åt växelvis
FIN Kiertää vuorotellen
EST Pinguldage vaheldumisi
LAT Pievelciēt pamīšus
LIT Užsukinėkite pakaitomis
PL Śruby dokręcaj naprzemiennie
RU Затягивайте попеременно

- CZ** Pokręťta багаžníka dokręcaj dokręcaj naprzemiennie.
SK Dofahujte striedavo
SLO Privijajte izmenično.
HR Naizmjenično zategnite
HU Egyarástól függetlenül szorítandó
GR Σφιγγετε εναλλάξ
TR Dönüşümlü sıkın

中文 交替拧紧

한국어 번갈아 가며 조이십시오.

日本語 交互に締め付けてください。

ไทย ชับในแบบสลับ

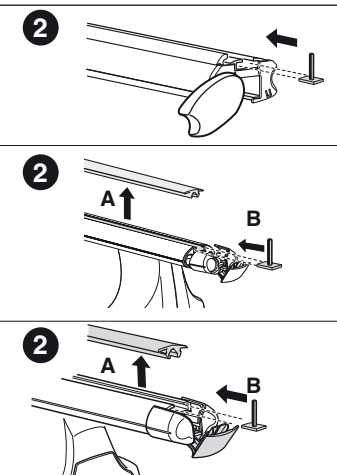
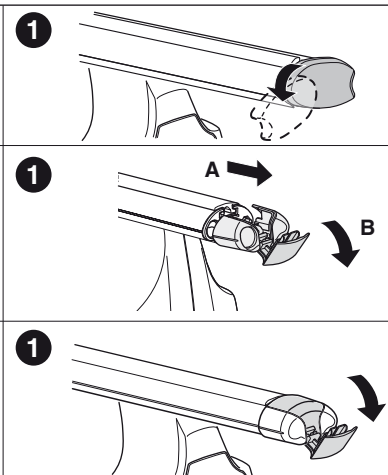
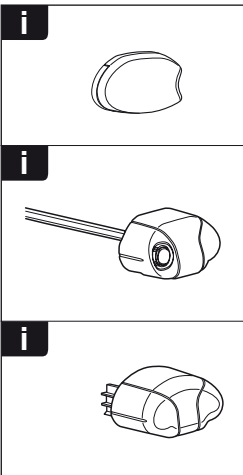
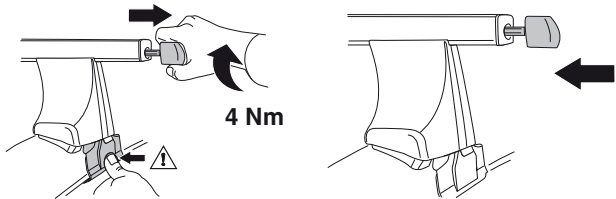
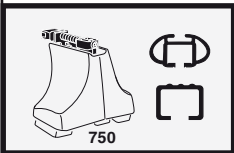
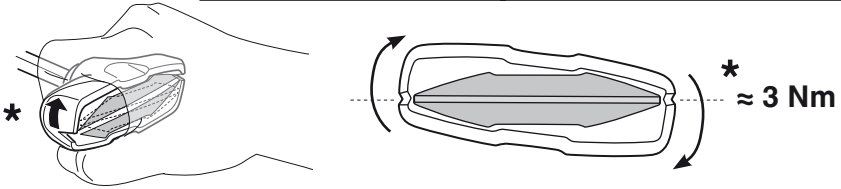
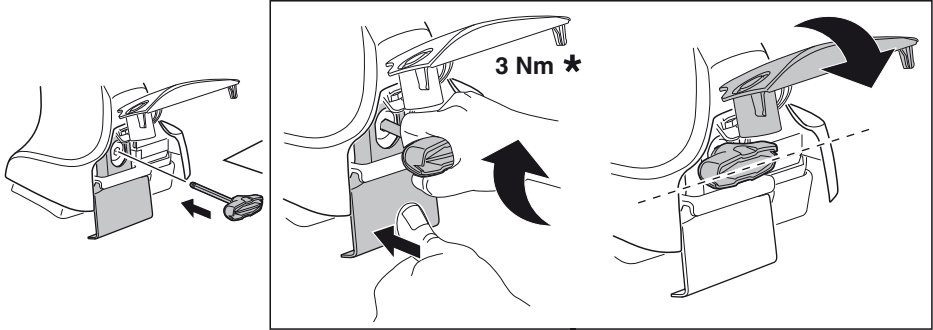
6

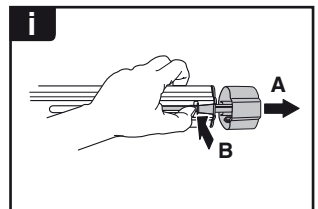
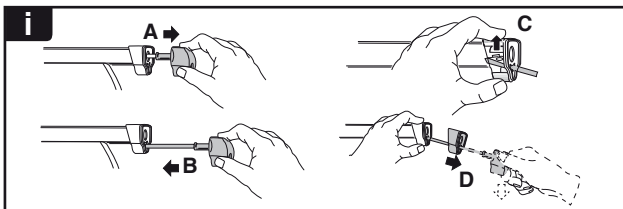
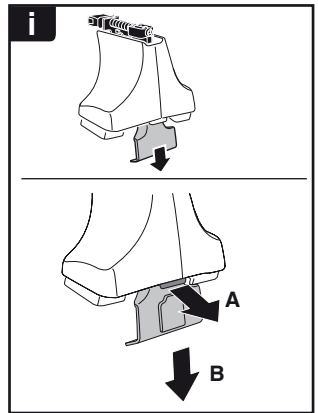
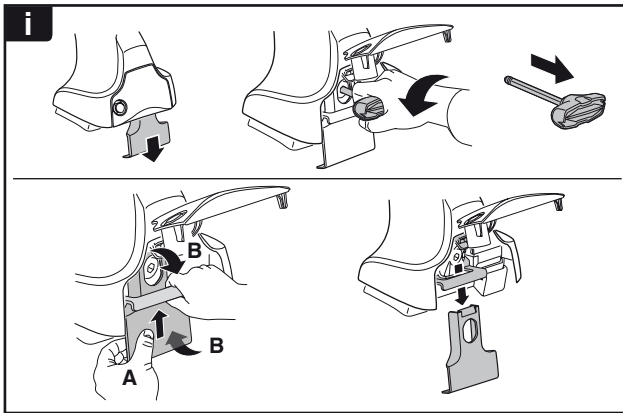
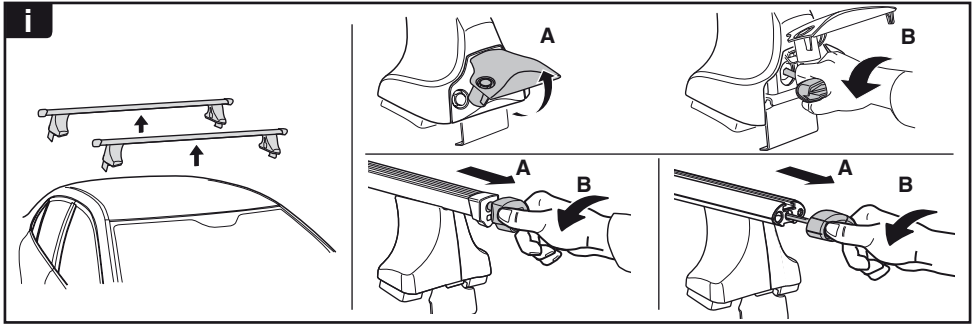


480R/754

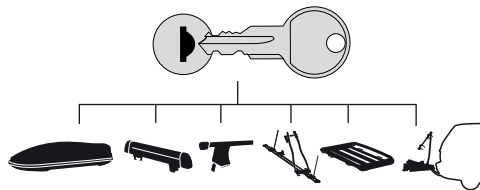


480

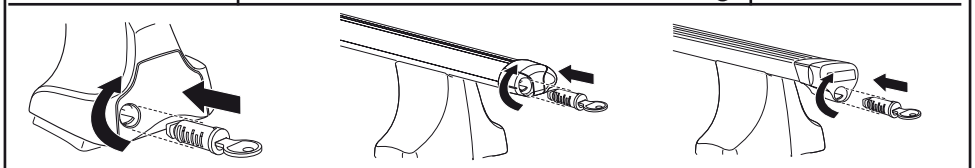




THULE
SWEDEN
**ONE
KEY
SYSTEM**



- 544 (x4)
- 596 (x6)
- 588 (x8)
- NA 510 (x10)
- EUR 452 (x12)
- ASIA



WW ▶ Thule Sweden AB, Box 69, 330 33 Hillerstorp, SWEDEN
NA ▶ Thule Inc., 42 Silvermine Road, Seymour, Connecticut 06483, USA

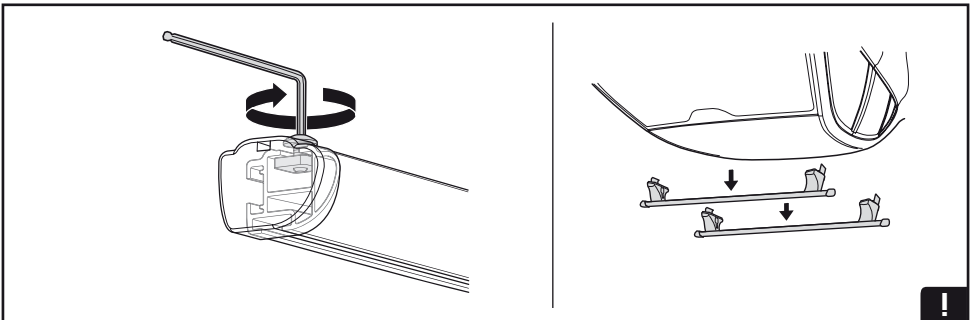
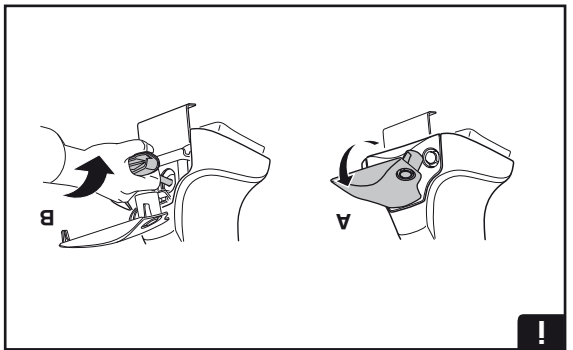
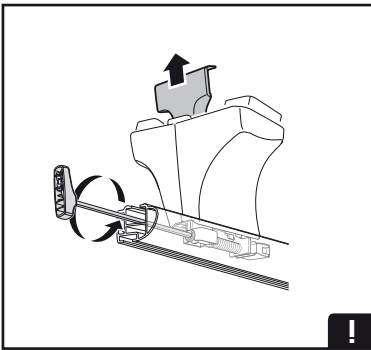
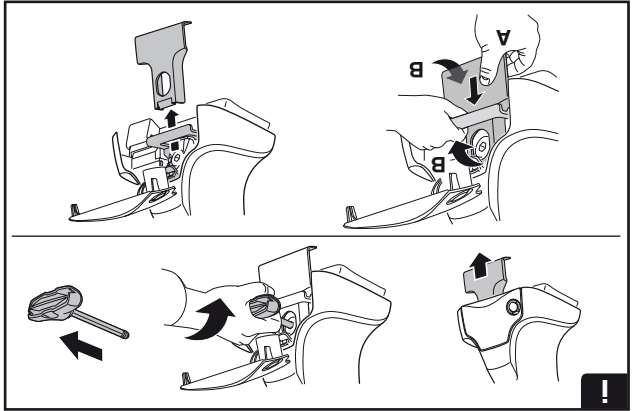
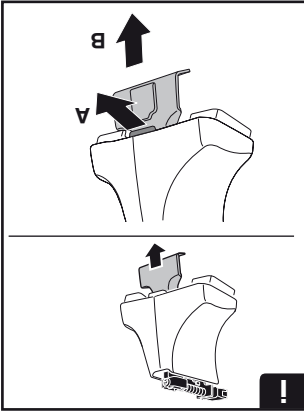
info@thule.com
customer.service@thule.com

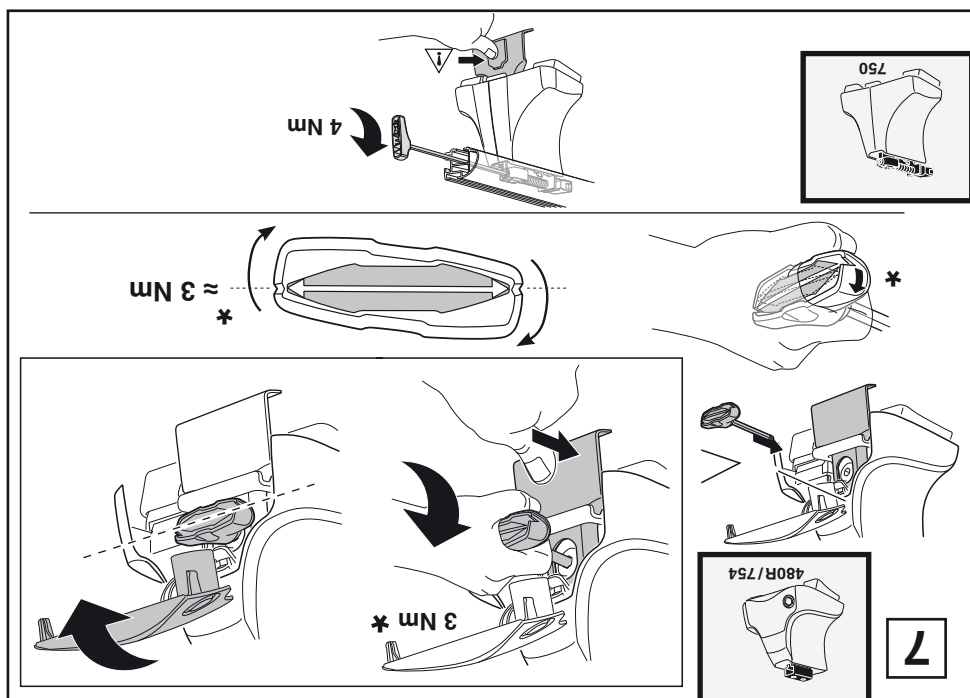
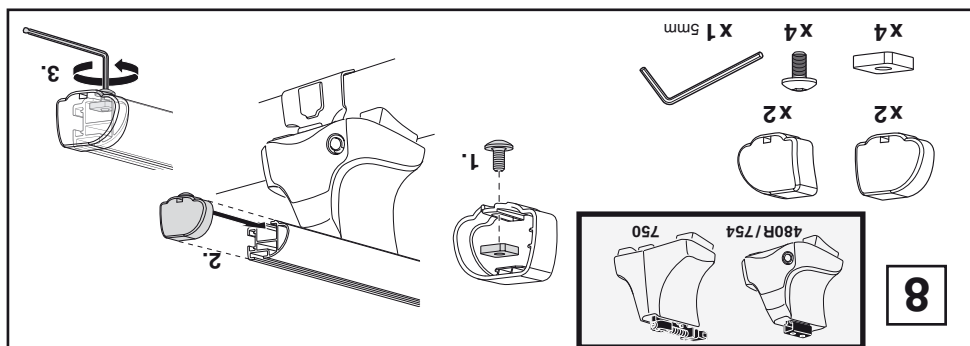
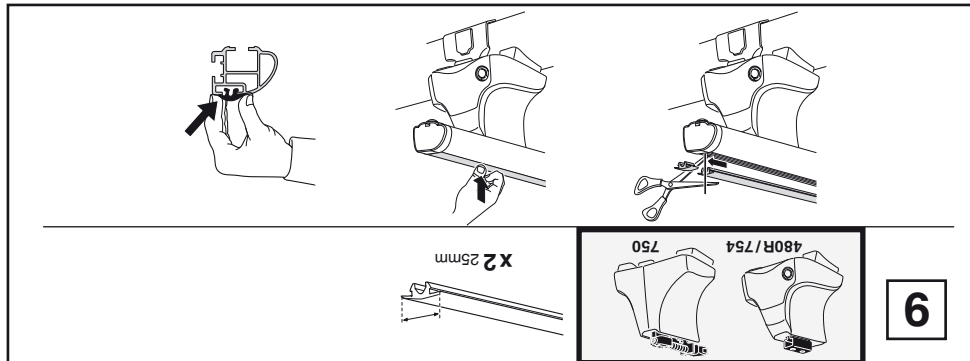
www.thule.com

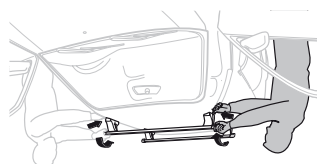
www.thuleprofessional.com

info@thule.com
customer.service@thule.com

Thule Inc., 42 Silvermine Road, Seymour, Connecticut 06483, USA
Thule Sweden AB, Box 69, 330 33 Hillerstorp, SWEDEN

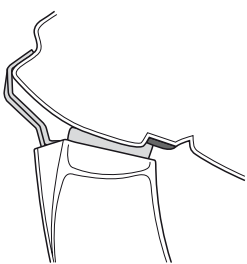
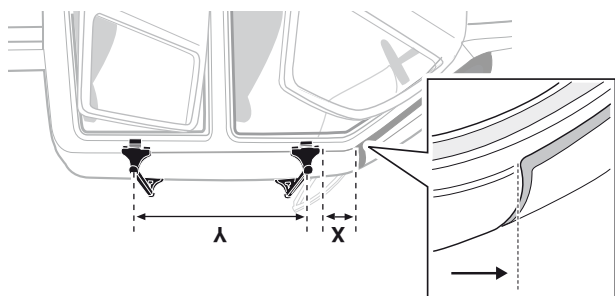






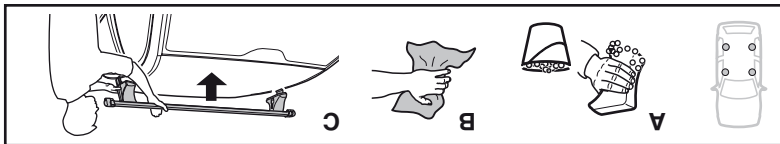
GB/US Tighten alternately
 D Die Schrauben abwechselnd
 F Serrer alternativement
 NL Afwisselend aan de linker- en de
 I Alternare il serraggio delle viti
 E Serrare alternativamente
 PT Aperte alternadamente
 S Dra åt växelvis
 FIN Kierra vuorotellen
 EST Pinguldage vaheldumisi
 LAT Pīvēciēt pamīšus
 LIT Užskinkite pakaitomis
 PL Śruby dokręcaj naprzemiennie
 RU Затягивайте попеременно

CZ Pokrétla bagazníka dokręcaj dokręcaj naprzemiennie.
 SK Dotiahnuť striedavo dokręcaj naprzemiennie.
 SLO Privaľajte izmenično.
 HR Najzjenično zategnite
 HU Egyarástól függetlenül szorítandó
 GR Zpilyerte evadák Dóngúntu sikin
 TR Döngümlü sikin
 中文 交替拧紧
 한국어 편갈아 가며 조이십시오.
 日本語 交互に締め付けてください。
 ភាសាខ្មែរ ប្រើប្រាស់ប្រសិនបើ

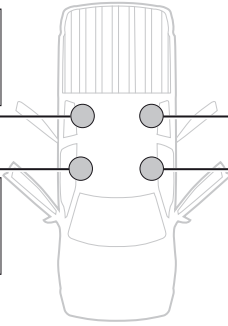
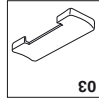
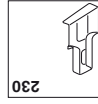
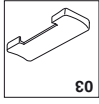
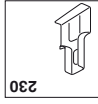
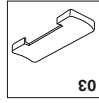
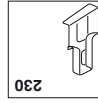
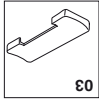
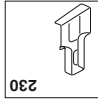
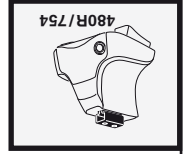
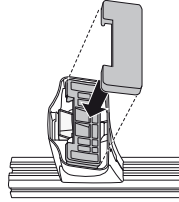
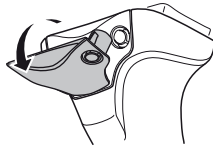
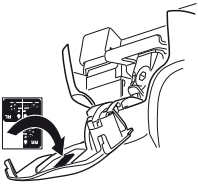
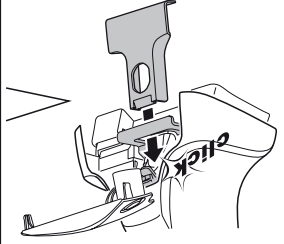
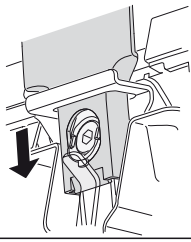
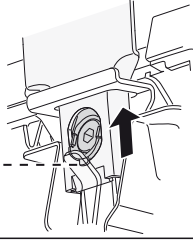
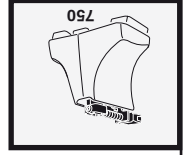
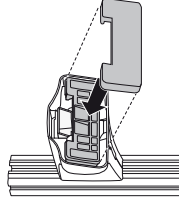
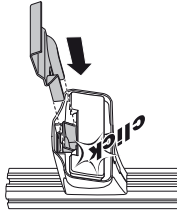
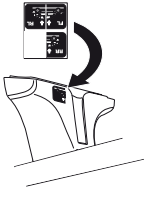


MITSUBISHI L 200, 4-dr Double Cab, 98-99
 MITSUBISHI Triton, 4-dr Double Cab, 98-99

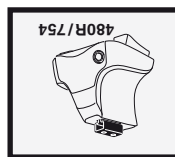
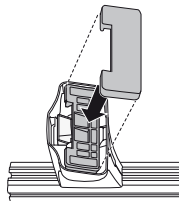
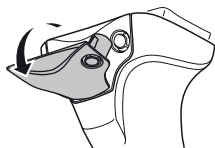
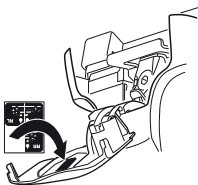
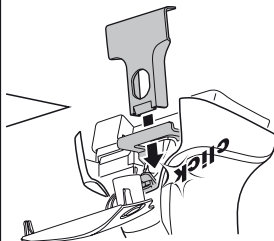
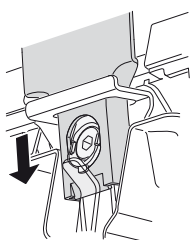
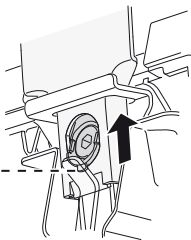

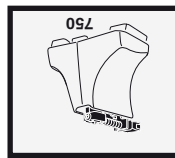
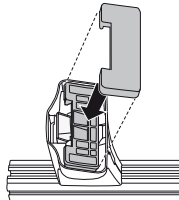
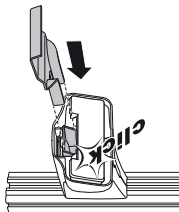
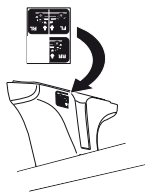
MITSUBISHI L 200, 4-dr Double Cab, 98-99	280 mm	700 mm	11"	27 1/2"
MITSUBISHI Triton, 4-dr Double Cab, 98-99	280 mm	700 mm	11"	27 1/2"
	X mm	Y mm	X inch	Y inch



6



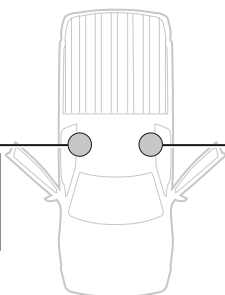
MITSUBISHI L 200, 2-dr Extended Cab, 98-05
MITSUBISHI L 200, 4-dr Double Cab, 98-99
MITSUBISHI Triton, 2-dr Extended Cab, 98-05
MITSUBISHI Triton, 4-dr Double Cab, 98-99



230



03

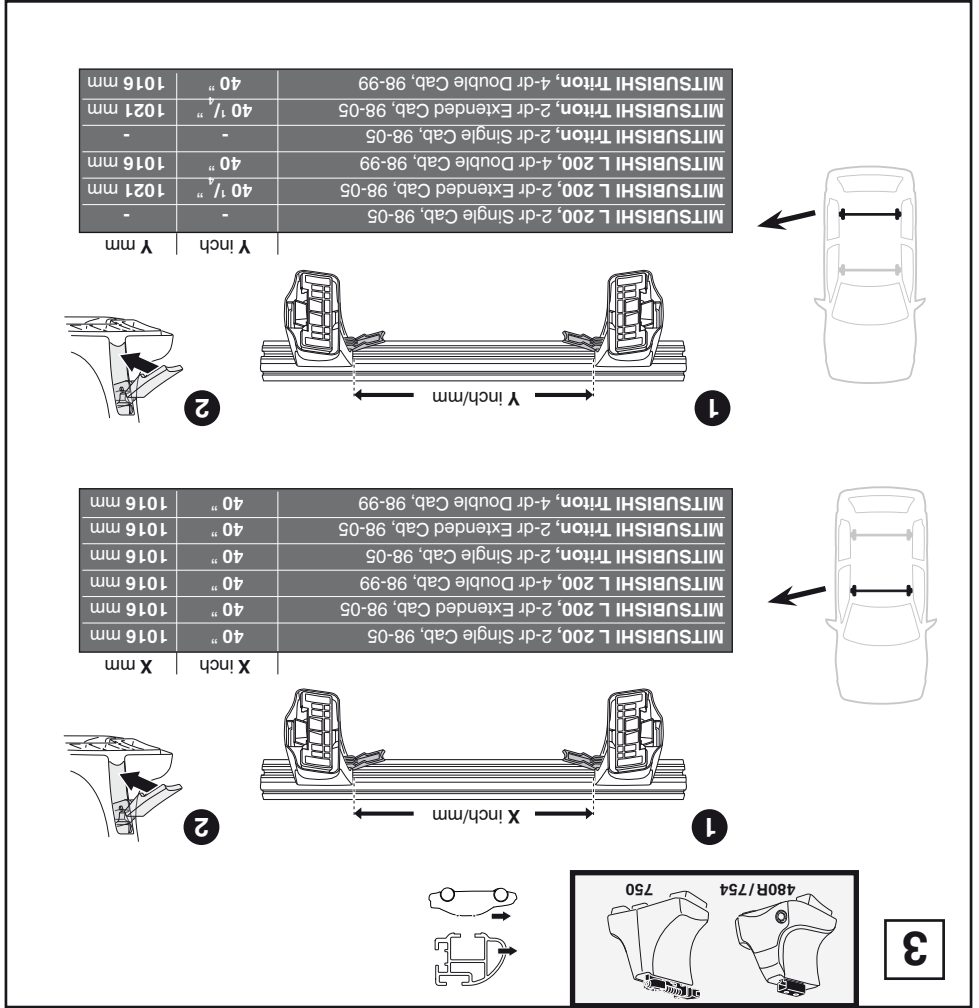
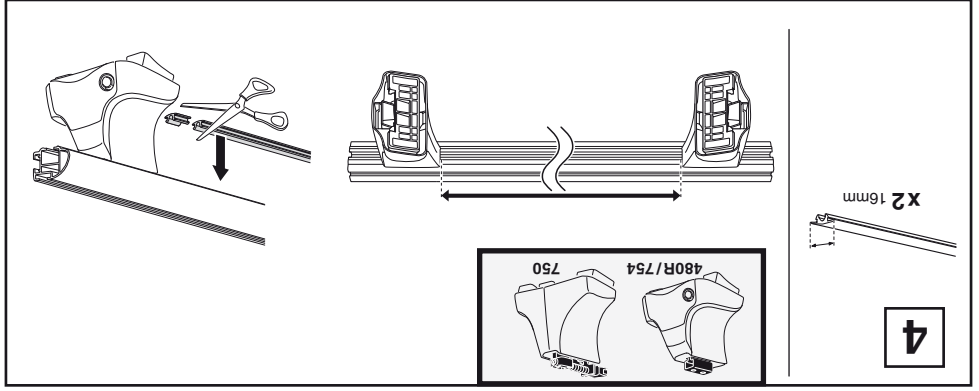


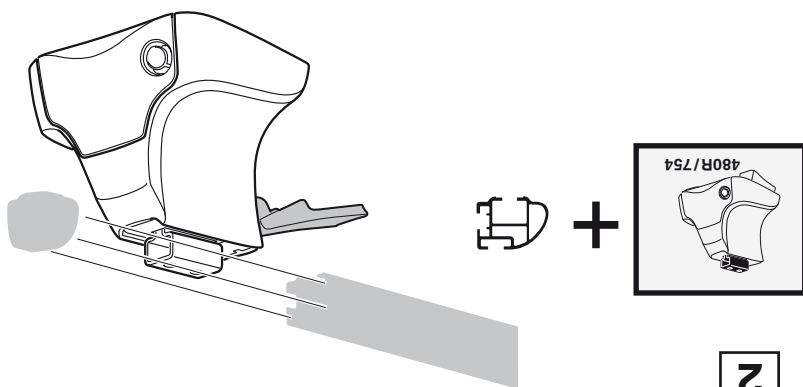
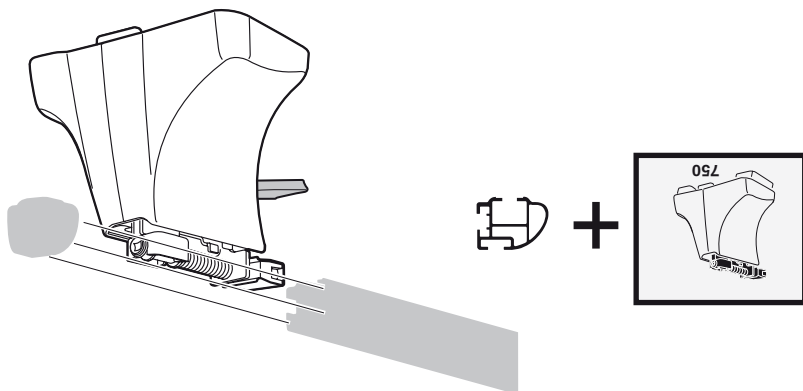
230



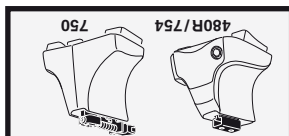
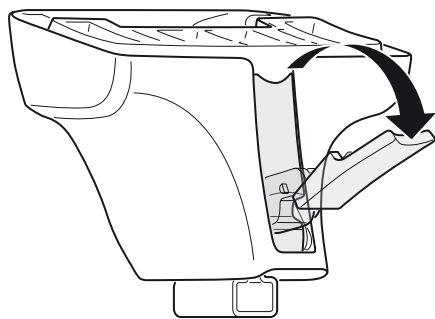
03

MITSUBISHI L 200, 2-dr Single Cab, 98-05
MITSUBISHI Triton, 2-dr Single Cab, 98-05

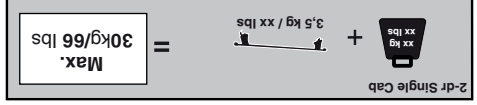
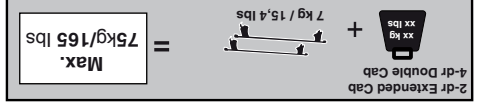
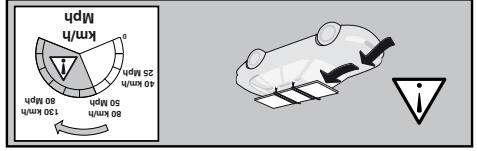
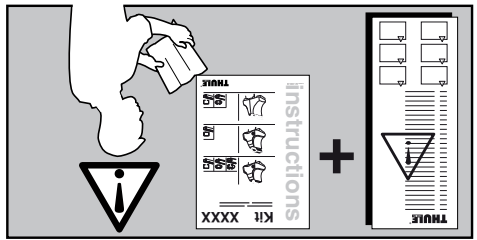
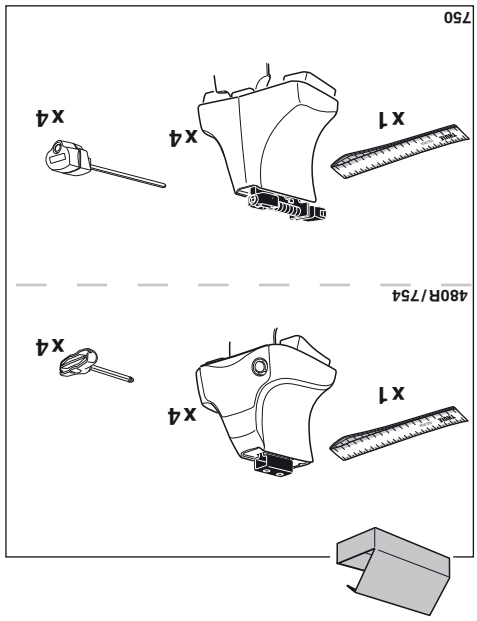
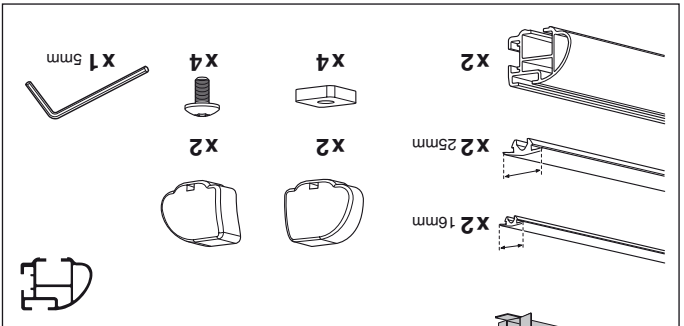
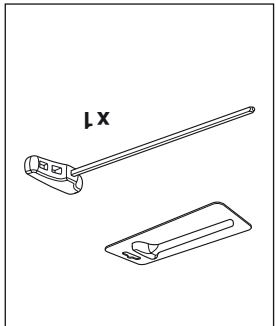
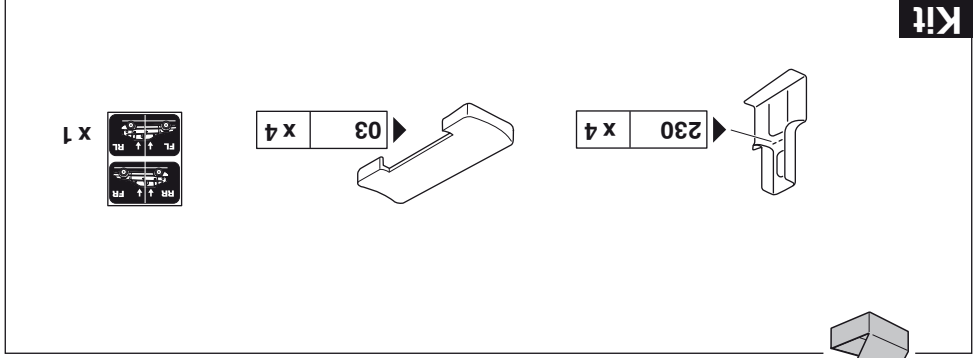




2



1



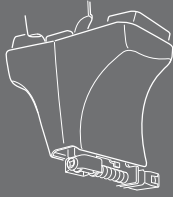
instructions

20090903 503-1116

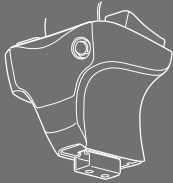
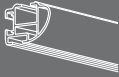
ISO 11154-E

PROFESSIONAL

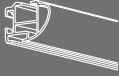
THULE
SWEDEN[®]



750



480R
754



Kit 1116

MITSUBISHI L 200, 2-dr Single Cab, 98-05
MITSUBISHI L 200, 2-dr Extended Cab, 98-05
MITSUBISHI L 200, 4-dr Double Cab, 98-99
MITSUBISHI Triton, 2-dr Single Cab, 98-05
MITSUBISHI Triton, 2-dr Extended Cab, 98-05
MITSUBISHI Triton, 4-dr Double Cab, 98-99